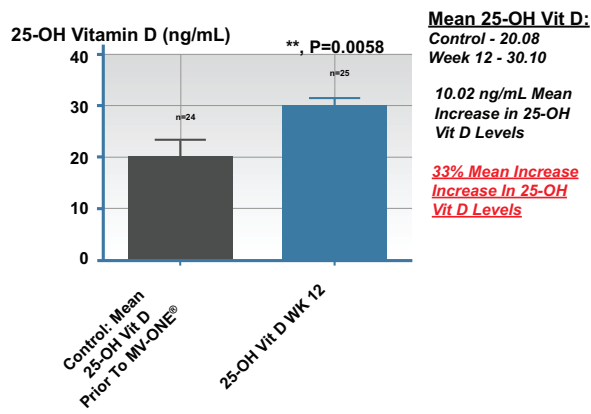
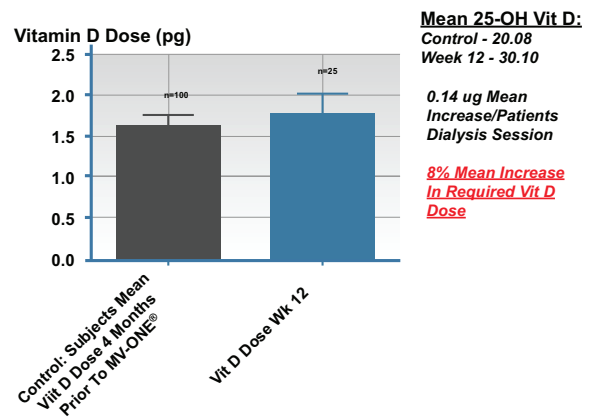


**Figure 1**

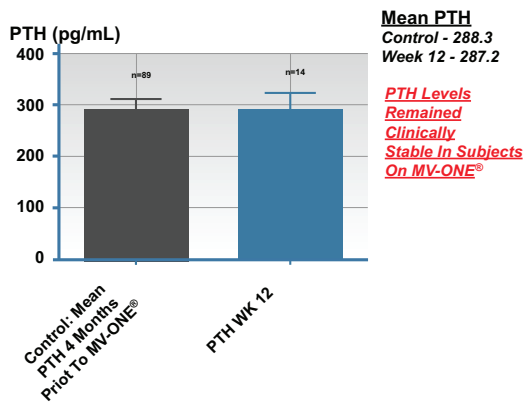
**A) 25-OH Vitamin D Levels**



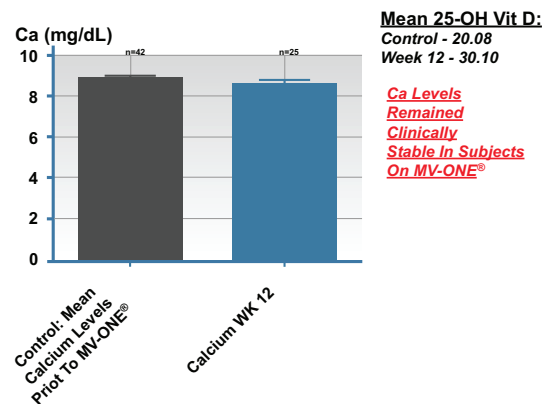
**B) Vitamin D (Doxercalciferol) Dosing**



**C) Parathroid Hormone Levels**

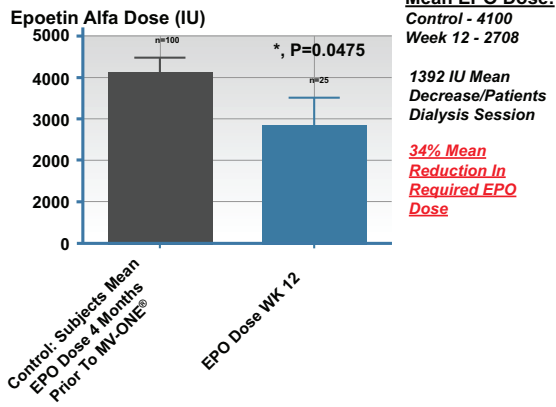


**D) Calcium Levels**

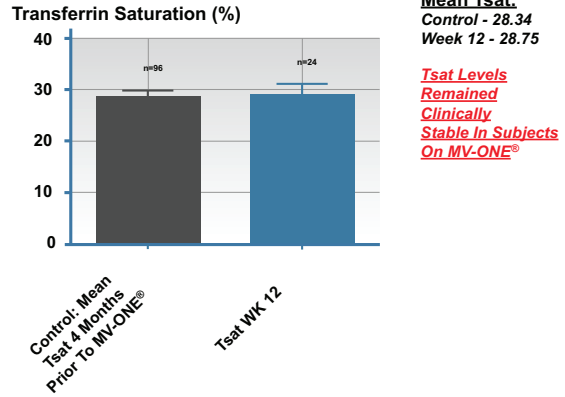


**Figure 2**

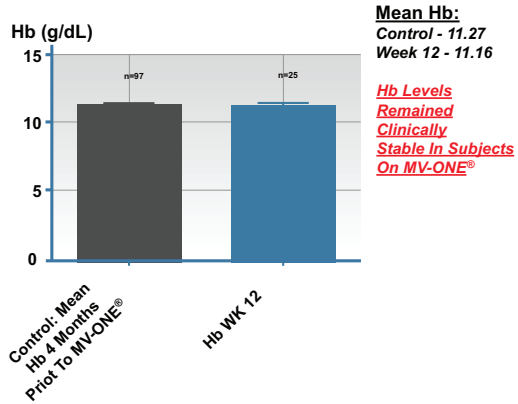
**A) Epoetin Alfa Dosing**



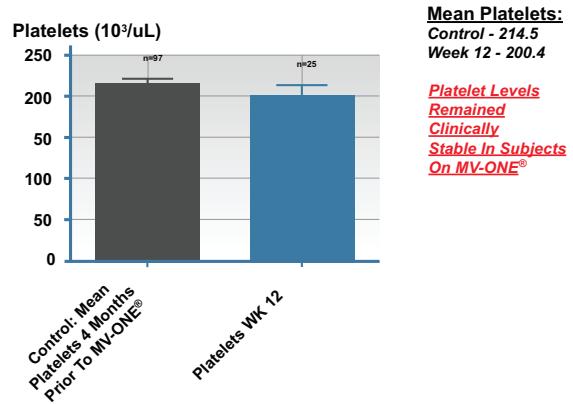
**B) Transferrin Saturation**



**C) Parathroid Hormone Levels**

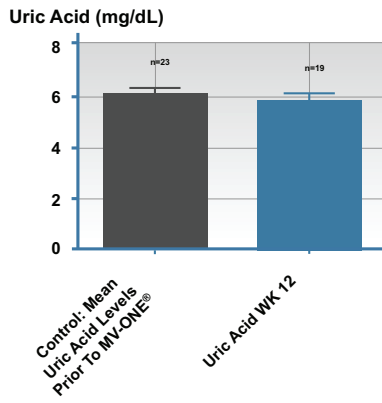


**D) Platelet Levels**



**Figure 3**

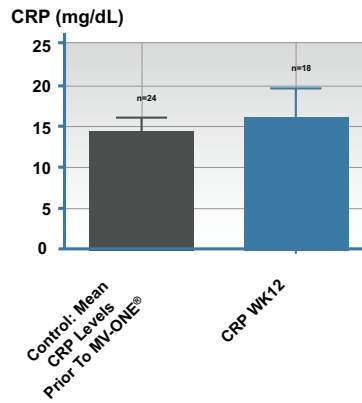
**A) Uric Acid Levels**



**Mean Uric Acid:**  
Control - 6.105  
Week 12 - 5.861

*Uric Acid Levels  
remained Clinically  
Stable In Subjects  
On MV-ONE®*

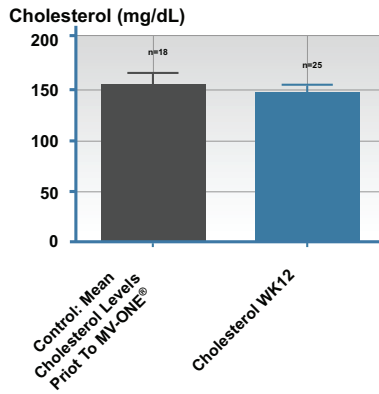
**B) C-Reactive Protein Levels**



**Mean CRP:**  
Control - 14.43  
Week 12 - 16.08

*CRP Levels  
Remained Clinically  
Stable In Subjects  
On MV-ONE®*

**C) Cholesterol Levels**



**Mean Cholesterol:**  
Control - 153.6  
Week 12 - 146.3

*Cholesterol Levels  
Remained Clinically  
Stable In Subjects  
On MV-ONE®*